

THIS DRAWING AND THE INFORMATION CONTAINED HEREIN IS PROPRIETARY TO M/S WESTERN REFRIGERATION PVT. LTD. IT SHALL NOT BE REPRODUCED, COPIED OR DISCLOSED, IN WHOLE OR IN PART OR USED FOR MANUFACTURE OR FOR OTHER PURPOSE WITHOUT THE WRITTEN PERMISSION OF M/S WESTERN REFRIGERATION PVT. LTD.

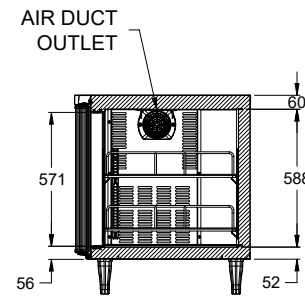
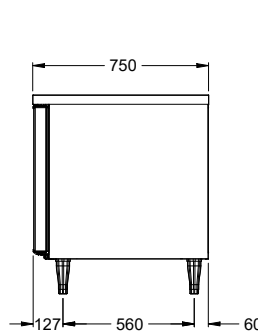
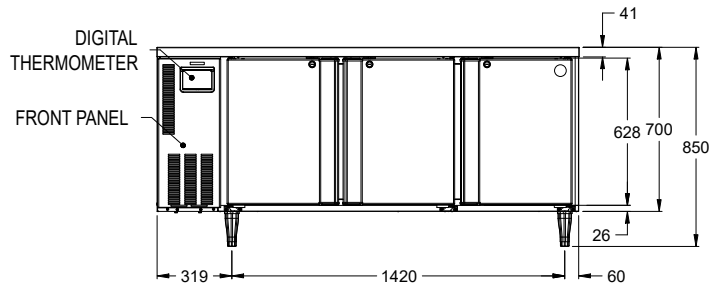
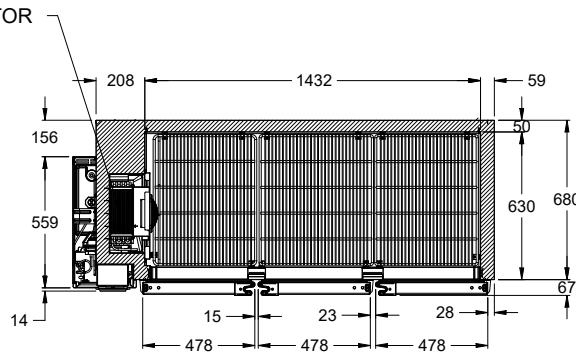
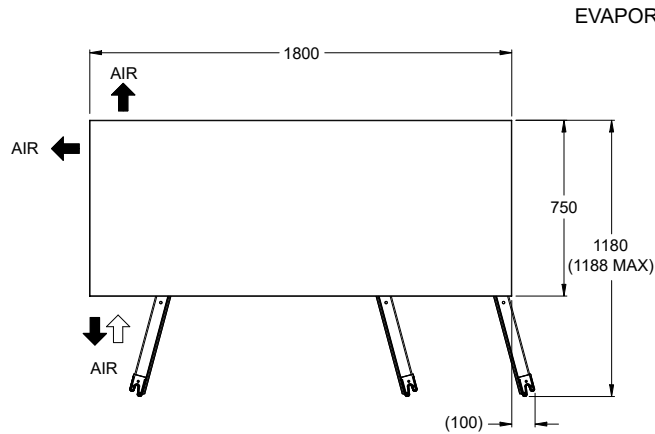
WJR/PCDC15,  
REV/A  
DATE 01.03.2022

NOTE: COMPONENT AND ASSEMBLY MUST BE COMPLIANT TO APPLICABLE RECENT ROHS DIRECTIVES.

- OPTIONS:
1. PLASTIC 90MM HEIGHT LEG ARE AVAILABLE AS OPTION.  
(MACHINE OVERALL HEIGHT WILL DECREASE BY 60 MM)
  2. CASTOR 124MM HEIGHT ARE AVAILABLE AS OPTION (REFER SHEET 2)
  3. BOTTOM & REAR PANEL CAN BE AVAILABLE IN SUS 430.

CHANGE NOTE

REVISION	SHEET NO	ZONE	DETAILS	ECN	DATE	DRAWN



\*WE RESERVE THE RIGHT TO MAKE CHANGES IN SPECIFICATIONS AND DESIGN WITHOUT PRIOR NOTICE

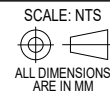
1. INSTALL THE PRODUCT PROPERLY IN ACCORDANCE WITH THE INSTRUCTIONS ON LOCATION, ELECTRICAL CONNECTIONS STATED IN THE INSTRUCTION MANUAL PROVIDED.  
ALLOW 10MM EXTRA SPACE AT THE INSTALLATION SITE TO MEET ANY INSTALLATION REQUIREMENTS (ADDITIONAL SPACING IS ALSO REQUIRED FOR PROPER AIR FLOW AND PIPE CONNECTIONS).
2. THE HEAT REJECTION IS BASED ON THE REACHED PULL DOWN TEMPERATURE AT AMBIENT TEMPERATURE OF 43°C AND POWER SUPPLY OF 230VAC 50HZ.  
THE AMPERAGE AND ELECTRIC CONSUMPTION ARE BASED ON MEASUREMENT AT AMBIENT TEMPERATURE OF 43°C AND POWER SUPPLY OF 230VAC 50HZ.
3. TOLERANCE ON WEIGHT IS ±5 KG

THIS ASSEMBLY DRAWING IS FOR ILLUSTRATION PURPOSE.  
COMPONENTS, ASSEMBLY SEQUENCE MAY VARY DEPENDING UPON MANUFACTURING PRACTICES SPECIFIC TO MANUFACTURING LOCATIONS.  
REFER PROCESS WORK INSTRUCTIONS FOR MORE DETAILS ON ASSEMBLY.  
REFER SAP BOM FOR EXACT MATERIAL CONSUMPTION.

ITEM	HOSHIZAKI REFRIGERATOR
MODEL	RTWH180MS4/RTWH180LS4
POWER SUPPLY	SINGLE PHASE, 230V AC, 50HZ
RATED CURRENT	2.1 AMPS
RATED POWER	420W
HEAT REJECTION	0.872 kW
POWER CORD	10 AMPS / 3 METER
EFFECTIVE CAPACITY	512 L
OUTSIDE DIMENSIONS	1800 (W) X 750 (D) X 850 (H - WITH 150MM LEG)
INSIDE DIMENSIONS	1432 (W) X 630 (D) X 588 (H)
EXTERIOR	SS 430 HAIRLINE NO 4 FINISH, GALVANIZED STEEL POWDER COATED (REAR/BOTTOM)
INTERIOR	SS 430 HAIRLINE NO 4 FINISH
INSULATION	POLYURETHANE FOAM (CFC FREE)
INSULATION FOAM BLOWING AGENT	CYCLOPENTANE
REFRIGERATION SYSTEM	FORCED AIR CIRCULATION
DEFROST SYSTEM	IN COMPRESSOR OFF CYCLE
COMPRESSOR	HERMETIC 588.3W
CONDENSER	FORCED (WIRE ON TUBE)
EVAPORATOR	FORCED (FIN & TUBE)
REFRIGERANT/ CHARGE	R-290 / 72GRAM
TEMP. CONTROL	ELECTRONIC ADJUSTABLE FROM -2°C TO 12°C
DEFROST CONTROL	BY TEMPERATURE CONTROLLER
ELECTRIC CIRCUIT PROTECTION	NON RESETTABLE FUSE (GLASS FUSE) 10 AMP
COMPRESSOR PROTECTION	MOTOR PROTECTOR
LEG	4 NOS PLASTIC ADJUSTABLE 150 TO 170MM
SHELF	6 PCS
WEIGHT	NET: 130KG (GROSS: APPROX 157KG)
PACKAGE	CARTON (WOODEN PALLET) 1870MM (W) X 820MM (D) X 875MM(H)
ACCESSORIES	SHELF CLIPS
OPERATING CONDITIONS	AMBIENT TEMPERATURE : 5 - 43°C VOLTAGE RANGE RATED VOLTAGE ±6%
CABINET LAMP (FOR LS4 VERSION)	LED STRIP TYPE 1310MM, 10W, DC24V
LAMP DRIVER (FOR LS4 VERSION)	ELECTRONIC DRIVER 12W

	ALL SUS430
STANDARD	RTWH180MS4
LED VERSION	RTWH180LS4

UNSPECIFIED TOLERANCES						
DIM	<6	6-30	30-120	120-400	400-1000	>1000
TOL	N/A	±1.0	±1.5	±2.0	±2.5	±3.0
UNSPECIFIED TOL. ON ANGLE ±0.5						



DRAWN BY

NIKHIL

CHECKED BY

ANAND

APPROVED BY

PRATAP

TITLE

UNDERCOUNTER  
REFRIGERATOR

MODEL

RTWH180MS4/RTWH180LS4

RELEASE DATE

05.12.2023

RELEASE STAGE:

RELEASED

DWG. NO:

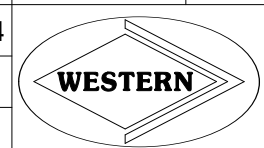
0711941

SAP CODE

-

REVISION

A



THIS DRAWING AND THE INFORMATION CONTAINED HEREIN IS PROPRIETARY TO M/S WESTERN REFRIGERATION PVT. LTD. IT SHALL NOT BE REPRODUCED, COPIED OR DISCLOSED, IN WHOLE OR IN PART OR USED FOR MANUFACTURE OR FOR OTHER PURPOSE WITHOUT THE WRITTEN PERMISSION OF M/S WESTERN REFRIGERATION PVT. LTD.

WRL/PCDC15,  
REV/A  
DATE 01.03.2022

NOTE: COMPONENT AND ASSEMBLY MUST BE COMPLIANT TO APPLICABLE RECENT ROHS DIRECTIVES.

OPTIONS:

1. BOTTOM & REAR PANEL CAN BE AVAILABLE IN SUS 430

